

PURON[®] HF High Flow Modules

Hollow Fiber Submerged Membrane Modules for Water and Wastewater Treatment Applications

PRODUCT DESCRIPTION

Membrane Chemistry:	Proprietary PVDF
Membrane Type:	Braided hollow fiber for outside-in operation
Fiber Support Chemistry:	Polyester
Nominal Pore Size:	0.03 µm
Outside Fiber Diameter:	0.1 inch (2.6 mm)
Regulatory Information:	Accepted by California Department of Public Health (CDPH) for compliance with California Water Recycling Criteria (Title 22) Classified by UL to NSF/ANSI Standard 61 and in accordance with NSF/ANSI Standard 372
Potting Material:	Proprietary epoxy compound
Module Frame Material:	316 Stainless Steel
Permeate Collection Tube Material:	ABS, PVC, PE manifolds
Storage Solution:	Glycerin

PRODUCT SPECIFICATIONS

Part Number	Rows Per Module	Membrane Area ft ² (m ²)
PHF 480	9	5,167 (480)
PHF 960	18	10,334 (960)
PHF 2650	50	28,525 (2,650)

OPERATING AND DESIGN INFORMATION*

Temperature Range:	41 - 104°F (5 - 40°C)
Maximum Filtration Transmembrane Pressure:	11.5 psi (0.8 bar)**
Maximum Backflush Transmembrane Pressure:	9 psi (0.6 bar)
Allowable pH Range for Cleaning	2.0 - 10.5
Maximum Allowed Total Chlorine @ 95°F (35°C) or Lower:	1,000 ppm @ pH 8 or higher during maintenance clean
Maximum Allowed Total Chlorine @ 95°F (35°C) or Lower:	2,000 ppm @ pH 8 or higher during recovery clean
Maximum Allowed Total Chlorine Contact:	500,000 ppm-hrs cumulative

*Consult Process Technology Group for specific applications.

**Dependent on atmospheric conditions.

NOMINAL DIMENSIONS & WEIGHT*

Model	Length		Width		Height		Dry Weight	
	inches	(mm)	inches	(mm)	inches	(mm)	Pounds	(kg)
PHF 480	35.67	(906)	35.16	(893)	98.03	(2,490)	979	(445)
PHF 960	65.43	(1,662)	35.16	(893)	99.41	(2,525)	1,777	(803)
PHF 2650	88.35	(2,244)	69.10	(1,755)	99.61	(2,530)	4,558	(2,072)

* See schematic diagrams next page.

CONNECTIONS*

Model	Type	Permeate	Air
PHF 480	Grooved Coupling	3" IPS	3" IPS
PHF 960	Grooved Coupling	4" IPS	4" IPS
PHF 2650	Grooved Coupling	8" IPS	4" IPS (2X)

*Connection kits available.

MODULE TRANSPORT AND STORAGE CONDITIONS

Storage of Unused PURON® Modules

PURON® modules should be stored within a temperature range of 41 to 77°F (5 to 25°C) in the original packaging material. Extended exposure to UV source must be avoided. The PURON® modules must not be stored for longer than 3 months after delivery.

Transport of PURON® Modules

During transport, PURON® modules should be stored within a temperature range of 23 to 113°F (-5 to 45°C), but they should not be kept at temperature outside the normal storage range of 41 to 77°F (5 to 25°C) for more than 6 weeks.

When the PURON® modules are being transported by ship, the PURON® module should be placed in seaworthy packaging and stored at ambient temperature, provided that such temperature is within the temperature range specified herein.

Dry-Out Protection

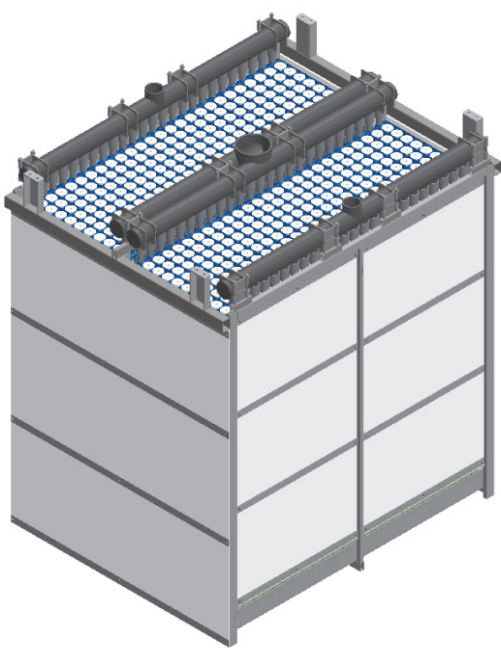
Once a PURON® module has been immersed in an aqueous medium, it should never be stored dry. If storage is necessary, the module must be kept wet by keeping it submerged in a storage solution. Please consult KSS for more details in case of short or long term storage of your PURON® modules.

If used PURON® modules are permitted to dry out, membrane performance, such as permeability, may be adversely affected. Please consult KSS to see what steps may be taken to try to reverse such negative effects.

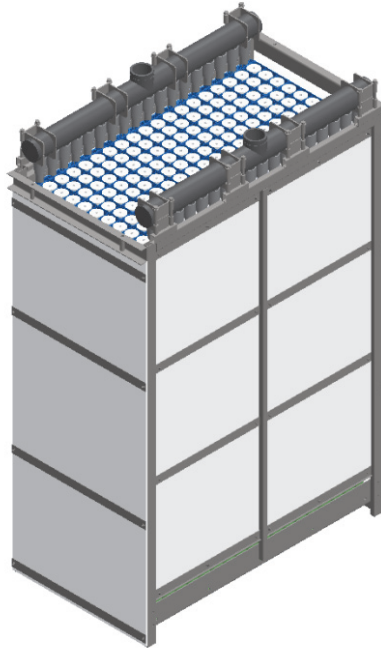
Proper Handling of PURON® HF Modules

Utmost care should be taken at all times when handling the PURON® module. Collisions, impact or hitting the ground in a rough manner may damage modules or connections.

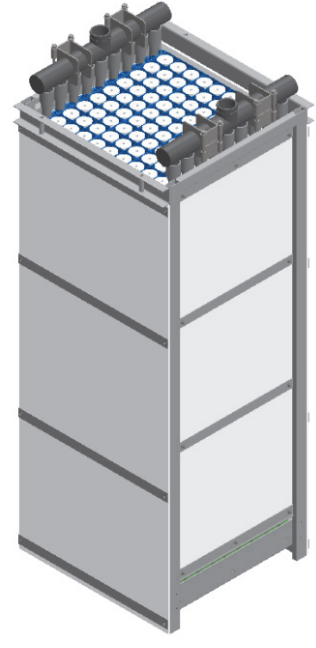
Keep the PURON® modules free from contact with sharp or abrasive objects or exposure to heat sources. Actions that may cause sparks (e.g. welding, grinding) should be strictly prohibited in the vicinity of the modules.



PHF 2650



PHF 960



PHF 480

The information contained in this publication is believed to be accurate and reliable, but is not to be construed as implying any warranty or guarantee of performance. We assume no responsibility, obligation or liability for results obtained or damages incurred through the application of the information contained herein. Refer to Standard Terms and Conditions of Sale and Performance Warranty documentation for additional information

Koch Separation Solutions, Inc. 850 Main Street, Wilmington, MA 01887-3388
Main: +1-978-694-7000 • Fax: +1-978-657-5208 • Toll Free: +1-888-677-5624

For complete contact information and listing of our global locations, visit www.kochseparation.com

©2020 Koch Separation Solutions, Inc. All rights reserved worldwide. For related trademark information, visit www.kochseparation.com/legal.